

## ENVIRONMENTAL PRODUCT DECLARATION

# VINYL TILE

### INDUSTRY-WIDE ENVIRONMENTAL PRODUCT DECLARATION



This Environmental Product Declaration is provided by members of the Resilient Floor Covering Institute (RFCI) who have been environmental leaders in the building materials industry by continually developing new programs which encourage and reward flooring companies for reducing the environmental impacts of their products. These programs include: FloorScore for Indoor Air Quality, NSF/ANSI – 332 for product sustainability, and this industry average EPD which recognizes the importance of transparency by providing information on the raw materials, production and environmental impacts of resilient flooring products.

This is an industry-wide EPD facilitated by RFCI with participation from the following companies:

- American Biltrite • Karndean
- Amtico • Mannington
- Armstrong • Metroflor
- Centiva • Novalis
- Congoleum • Shaw
- Earthwerks • Tarkett
- Gerflor

For more information visit:

[www.rfci.com](http://www.rfci.com).



# ENVIRONMENTAL PRODUCT DECLARATION




## Industry-Wide EPD

Vinyl Tile – Includes Luxury Vinyl Tile (LVT) and Solid Vinyl Tile (SVT)

According to ISO 14025

This Environmental Product Declaration (EPD) has been prepared in accordance with ISO 14025 for Type III environmental performance labels. This EPD does not guarantee that any performance benchmarks, including environmental performance benchmarks, are met. EPDs provide life cycle assessment (LCA)-based information and additional information on the environmental aspects of products to assist purchasers and users to make informed comparisons between products. In providing transparent information about environmental impacts of products over their life cycle, EPDs encourage improvement of environmental. EPDs not based on an LCA covering all life cycle stages, or based on a different Product Category Rules (PCR), are examples of declarations that have limited comparability. EPDs from different programs may also not be comparable.



PROGRAM OPERATOR	UL Environment
DECLARATION HOLDER	Resilient Floor Covering Institute
DECLARATION NUMBER	12CA56057.104.1
DECLARED PRODUCT	Vinyl Tile – Luxury Vinyl Tile (LVT) & Solid Vinyl Tile (SVT)
REFERENCE PCR	Flooring: Carpet, Resilient, Laminate, Ceramic, and Wood (NSF 2012)
DATE OF ISSUE	11 July 2013
PERIOD OF VALIDITY	5 years
CONTENTS OF THE DECLARATION	Product definition and information about building physics Information about basic material and the material's origin Description of the product's manufacture Indication of product processing Information about the in-use conditions Life cycle assessment results Testing results and verifications
The PCR review was conducted by:	NSF International
	Accepted by PCR Review Panel
	ncss@nsf.org
This declaration was independently verified in accordance with ISO 14025 by Underwriters Laboratories <input type="checkbox"/> INTERNAL <input checked="" type="checkbox"/> EXTERNAL	 Hilary Young
	 Thomas Gloria, Life-Cycle Services, LLC
This life cycle assessment was independently verified in accordance with ISO 14044 and the reference PCR by:	 Thomas Gloria, Life-Cycle Services, LLC



## Industry-Wide EPD

Vinyl Tile – Includes Luxury Vinyl Tile (LVT) and Solid Vinyl Tile (SVT)

According to ISO 14025

## Resilient Floor Covering Institute

RFCI is all about resilient flooring... and resilient flooring is all about sustainability, durability, affordability and style. It encompasses a surprisingly wide variety of hard surface flooring products – from vinyl and linoleum to rubber and cork.

The Resilient Floor Covering Institute (RFCI) is an industry trade association of leading resilient flooring manufacturers and suppliers of raw materials, additives and sundry flooring products for the North American market. The institute was established to support the interests of the total resilient floor covering industry—as well as the people and communities that use its products. For more information visit [www.rfci.com](http://www.rfci.com)

Information in this document has been coordinated by the RFCI Technical Staff based on information submitted by the leading manufacturers of vinyl tile. The product configurations offered herein use ranges representative of all types of vinyl tile from the following seven primary manufacturers:



Founded in 1908, American Biltrite offers a select range of flooring solutions for the educational, healthcare and institutional sectors. With high aesthetics, great durability, low maintenance and excellent environmental qualities, our collections offer the best alternatives for every project. Products include resilient rubber sheet and tile, PVC/VOC-free tile, solid vinyl tile, and low-VOC luxury vinyl tiles.



Since 1964, Amtico, a Mannington company, has grown to dominate the premium resilient flooring market, by creating a remarkable product portfolio of LVT. Amtico is synonymous with luxury, unmistakable style, custom capabilities, exceptional service, and quality products manufactured in America.



Armstrong World Industries is a global leader in the design and manufacture of commercial and residential flooring. For over 100 years, Armstrong has provided high-quality, innovative and award-winning flooring designs that enable our customers to create exceptional and sustainable indoor environments.



Centiva, A Tarkett Company, is a US manufacturer of luxury vinyl tile. Centiva specializes in unique designs, custom cutting capabilities, and sustainable flooring solutions. We embrace our responsibility to provide uncompromising products with complete integrity and mutual respect for our clients, coworkers, business partners, and neighbors in our local and global communities.



Inspired design and industry-leading innovation have been the hallmark of the Congoleum brand for over 125 years. Proudly manufacturing in the United States with an unwavering commitment to quality, value and customer satisfaction, Congoleum remains the flooring brand of choice



## Industry-Wide EPD

Vinyl Tile – Includes Luxury Vinyl Tile (LVT) and Solid Vinyl Tile (SVT)

According to ISO 14025



in millions of homes and businesses.

For over 3 decades, EarthWerks® has been a trusted manufacturer of luxury vinyl tile and planks, offering exceptional style, service and availability for all installation types. EarthWerks® provides the latest in technology, design, color and performance with one of the industry's largest collections of LVT for the commercial and residential markets. We are LVT™.



For more than 70 years and in more than 100 countries, Gerflor is recognized as an expert and a world leader in its field thanks to technical, decorative and eco-responsible added value solutions specific to each market application.



For over 40 years we have been creating stylish, high quality designflooring for the home and commercial projects. A global leader in flooring design with operations in the USA, UK, Australia and Europe, we pride ourselves on environmental awareness in the supply and maintenance of our products worldwide. As a family-owned business, we remain true to our roots and are fiercely committed to our customers.



Founded in 1915, Mannington manufactures commercial and residential resilient sheet, LVT, VCT, laminate, hardwood, premium rubber and porcelain flooring, as well as commercial carpet in eight communities across America. Known for industry-leading design, quality, customer satisfaction and environmental commitments.



Metroflor Corp. is a leading provider of Luxury Vinyl Tile and Commercial Resilient Sheet Flooring. Our reputation as an LVT and resilient leader has been earned through our spirit of innovation: First to import beautiful, high-quality and value-driven LVT flooring, and first in research and development creating new categories, brands, and technologies which we bring to bring to life.



Novalis® Innovative Flooring, maker of NovaFloor®, is a true international specialist in luxury vinyl tile. Novalis began making luxury vinyl tile in 1984, long before it became the overwhelmingly popular flooring type that it is now. Today, you'll find luxury vinyl LVT made by Novalis in over 50 countries across six continents in a variety of award-winning



## Industry-Wide EPD

Vinyl Tile – Includes Luxury Vinyl Tile (LVT) and Solid Vinyl Tile (SVT)

According to ISO 14025



commercial spaces and homes.

Shaw Industries Group, Inc. is the world's largest carpet manufacturer and a leading floor covering provider. We supply carpet, resilient, hardwood, laminate, tile & stone flooring products and synthetic turf to residential and commercial markets worldwide via our brands Anderson, Patcraft, Philadelphia Commercial, Shaw Contract Group, Shaw Floors, Shaw Hospitality Group, Shaw Sports Turf, and more.



THE ULTIMATE  
FLOORING EXPERIENCE

With more than 130 years of history, Tarkett is a worldwide leader of innovative and sustainable flooring and sports surface solutions. Tarkett provides integrated and coordinated flooring and sports surface solutions to professionals and end-users that measurably enhance both people's quality of life and building facilities' life-time return.

## Use of EPDs

Two main purposes for creating EPDs are promoting transparency of environmental performance and verbalizing complex life cycle assessment information in a standardized way. Additionally there is a desire to try and compare life cycle information across similar product categories. The current EPD landscape emphasizes transparency and standardization of format, but exact comparability is not always possible. LCA results across EPDs can be calculated with different background databases, modeling assumptions, geographic scope and time periods, all of which are valid and acceptable according to the Product Category Rules (PCR) and ISO standards. Caution should be used when attempting to compare EPD results.

This EPD follows the specifications of PCR Flooring: Carpet, Resilient, Laminate, Ceramic, and Wood (NSF 2012). Eco-toxicity and human health assessments are not part of this PCR and are not addressed in this EPD. The current available models used to calculate eco-toxicity and human health assessments impact categories have a large amount of uncertainty and variation in their results. Over time, it is expected that research will improve the accuracy of these models making the results meaningful like other impact categories (i.e. greenhouse gas, acidification, etc.).

## Industry-Wide EPD

Vinyl Tile – Includes Luxury Vinyl Tile (LVT) and Solid Vinyl Tile (SVT)

According to ISO 14025


## Product Definition

### Product Classification and Description

This declaration for Vinyl Tile covers a broad range of styles and colors produced by twelve major manufacturers of this flooring product. **The name Vinyl Tile, for the purposes of this EPD, includes products which are described and specified as Vinyl Tile, Solid Vinyl Tile, and Luxury Vinyl Tile.** Vinyl tile is made primarily from calcium carbonate (limestone), polyvinyl chloride, plasticizers, additives (i.e., pigments and stabilizers) and in some cases fiberglass. Vinyl tile is classified in multiple categories dependent on the binder content, type of surface and construction. Vinyl tile is used in both commercial and residential interiors. It is commonly available in 2.0mm, 2.5 mm, 3.2 mm, 4.0 mm and 5.0 mm thicknesses. Recycled materials are used in the production of some vinyl tile.

The manufacturing process results in a single layer or multiple layer product depending on the construction; decorative applications can be applied to the surface.

Figure 1: Diagram of Vinyl Tile Cross-Section



## Industry-Wide EPD

Vinyl Tile – Includes Luxury Vinyl Tile (LVT) and Solid Vinyl Tile (SVT)

According to ISO 14025

## Range of Applications

Vinyl tile is used commercially in healthcare, educational, specialty retail, and hospitality interiors, and residentially where unique visuals and long lasting performance are preferred.

## Product Standards

Some of the products considered in this EPD meet or exceed one of the following Technical Specifications:

- ASTM F 1700 – Standard Specification for Solid Vinyl Floor Tile
- ISO 10582 – Resilient floor coverings – Heterogeneous polyvinyl chloride floor covering -Specification

Fire Testing:

- Class 1 when tested in accordance with ASTM E 648/NFPA 253, Standard Test Method for Critical Radiant Flux
- Meets 450 or less when tested in accordance with ASTM E 662/NFPA 258, Standard Test Method for Smoke Density if applicable
- FSCI-150; SD-150 when tested in accordance with CAN/ULC S102.2, Standard Test Method for Flame Spread Rating and Smoke Development if applicable

## Accreditations

Compliant with FloorScore Flooring Products Certification Program for Indoor Air Quality.

## Product Characteristics

Vinyl Tile		Average Value	Unit	Minimum Value	Maximum Value
<b>Product Thickness</b>			mm	2	5
<b>Wear layer thickness (where applicable)</b>			mm	0.078	1
<b>Product weight *</b>		6,208	g/m <sup>2</sup>	3,402	8,712
<b>Product Form:</b>	<b>Tiles</b>		mm	305 x 305	457 x 914
	<b>Planks</b>		mm	76 x 914	229 x 1524
<b>VOC emissions test method</b>	<i>Compliant with California Department of public Health Standard v1.1, 2010 and certified by FloorScore Flooring Products Certification Program for Indoor Air Quality</i>				
<b>Sustainability certifications</b>	Some products certified to NSF / ANSI 332 Sustainability Assessment for Resilient Floor Coverings				

\*To determine the average values, the actual volume of each participating manufacturer's production was used proportionately to determine the overall average value in the above chart.

## Industry-Wide EPD

Vinyl Tile – Includes Luxury Vinyl Tile (LVT) and Solid Vinyl Tile (SVT)

According to ISO 14025

## Material Content

### Material Content of the Product

Component*	Material	Mass %	Availability			Origin of raw materials
			Renewable	Non-renewable	Recycled	
<b>Fillers</b>	Dolomite, limestone	71.9%		Mineral abundant		Global
<b>Resin</b>	Polyvinyl chloride	17.4%		Fossil limited		US / China
<b>Plasticizer</b>	DOTP	7.0%		Fossil limited		US / China
<b>Backing</b>	Glass fiber	1.7%		Mineral abundant		US / China
<b>Recycled materials</b>	Recycled materials	1.3%			Internally recycled	Global
<b>Other components</b>	Various	0.7%		Fossil limited		Global

\*On average, recycled materials make up 0.2% of this product and are a combination of one or more ingredients including binder, fillers, plasticizer, and additives.

### Production of Main Materials

#### Dolomite:

A carbonate mineral used as inert filler.

#### Limestone:

Calcium carbonate

#### Polyvinyl chloride (PVC):

Derived from fossil fuel and salt. Petroleum or natural gas is processed to make ethylene, and salt is subjected to electrolysis to separate out the natural element chlorine. Ethylene and chlorine are combined to produce ethylene dichloride, which is further processed into a gas called vinyl chloride monomer (VCM). Finally in polymerization the VCM molecule forms chains, converting the gas into fine, white powder—vinyl resin.

#### Plasticizers:

Plasticizers are used to make vinyl soft and flexible. Dioctyl terephthalate (DOTP), CAS# 6422-86-22, is prepared by the reaction of dimethyl terephthalate and 2-ethylhexanol.

#### Glass Fiber Backing:

Nonwoven glass scrim comprised of chopped glass fibers and binder



Industry-Wide EPD

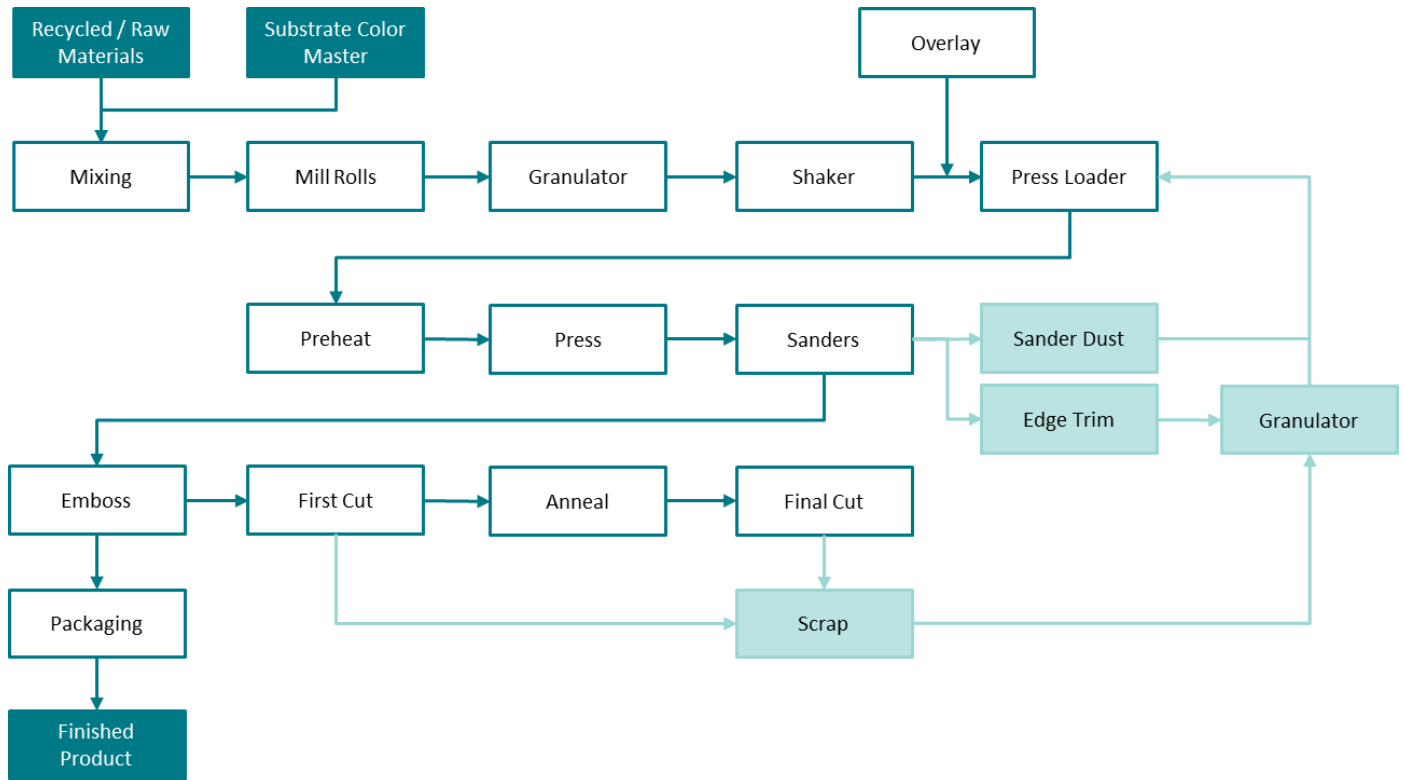
Vinyl Tile – Includes Luxury Vinyl Tile (LVT) and Solid Vinyl Tile (SVT)

According to ISO 14025

Production of the Floor Covering

Figure 2: Diagram of Production Process

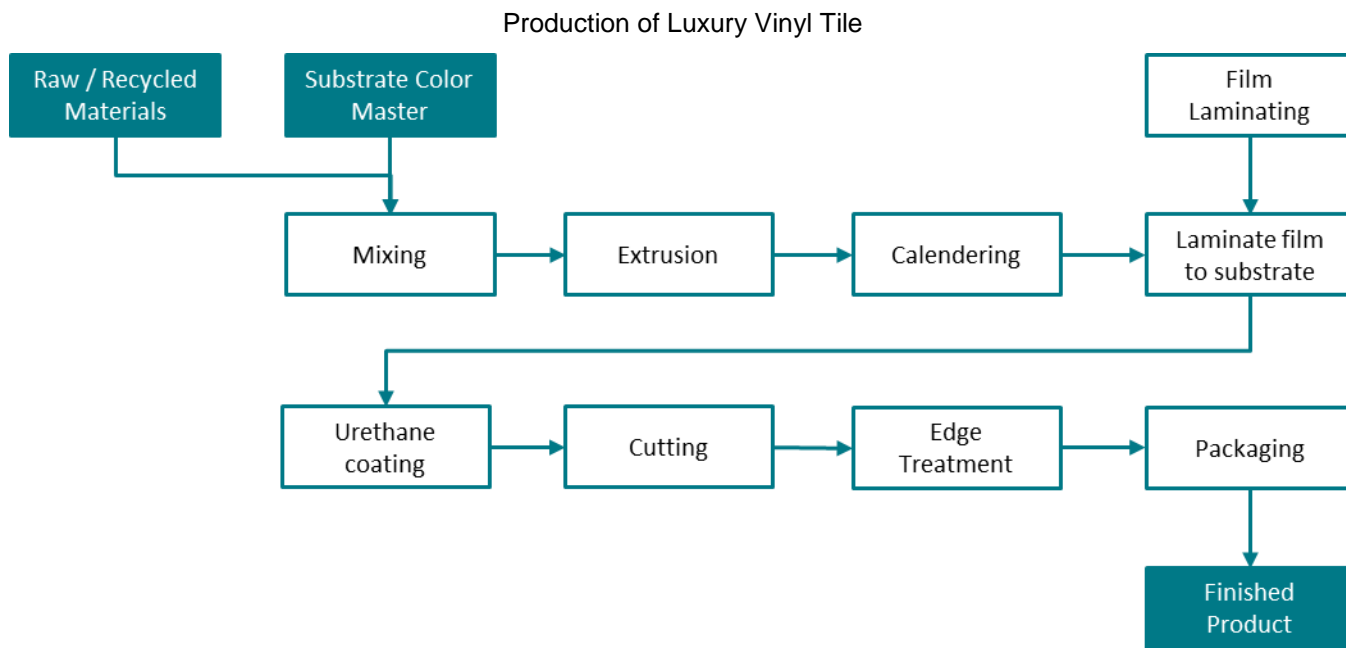
Production of Solid Vinyl Tile



## Industry-Wide EPD

Vinyl Tile – Includes Luxury Vinyl Tile (LVT) and Solid Vinyl Tile (SVT)

According to ISO 14025



### Production Waste

On average, 0.3% of production materials are sent to the the landfill as waste.

### Delivery and Installation of the Floor Covering

#### Delivery

In this study, transport to construction site by truck and flooring installation in the building are included. In the case of products manufactured in Asia, shipping to the US is also considered before transport to the construction site.

#### Installation

Adhesive is typically required for installation; 300 grams / square meter are used. During installation, approximately 4.5% of the total material is cut off as waste. Though some of this waste could be recycled, this scrap is modeled as being disposed of in a landfill.

#### Waste

Both installed product waste and packaging waste are assumed to be sent to a landfill for this EPD (although packaging material is often recycled in local programs). Landfill emissions from paper, plastic, and wood packaging are allocated to installation. Electricity generated from landfill gas (produced from the decomposition of bio-based packaging) is assumed to replace energy on the US grid.

## Industry-Wide EPD

Vinyl Tile – Includes Luxury Vinyl Tile (LVT) and Solid Vinyl Tile (SVT)

According to ISO 14025

## Packaging

This EPD presumes that polyethylene wrap, cardboard, and wood packaging are sent with the flooring material to the jobsite then sent to landfill as waste.

## Use Stage

The service life of vinyl tile will vary depending on the amount of floor traffic and the type and frequency of maintenance. The level of maintenance is also dependent on the actual use and desired appearance of the floor. For this product, the Reference Service Life (RSL) is 30 years. This means that the product will meet its functional requirements for an average of 30 years before replacement. Since the EPD must present results for both one-year and 60-year time periods, impacts are calculated for both time horizons. In the case of one-year results, the use phase impacts are based on the cleaning and maintenance model for one year. In the case of 60-year results, the production, transport, installation, and end-of-life are scaled to reflect replacements during the 60 year period; use phase impacts are scaled to represent maintenance for 60 years.

## Cleaning and Maintenance

The recommended cleaning regime is highly dependent on the use of the premises where the floor covering is installed. In high traffic areas more frequent cleaning will be needed compared to areas where there is low traffic. For the purposes of this EPD, average maintenance is presented based on typical installations.

**Table 1: Cleaning Process**

Level of use	Cleaning Process	Cleaning Frequency	Consumption of energy and resources
Commercial / Residential / Industrial	Dust mop	Daily	None
	Damp mop / neutral cleaner	Weekly	Hot water Neutral detergent
	Spray buff / finish restorer	Monthly	Floor finish Electricity

This cleaning process translates to:

**Table 2: Cleaning Inputs**

	Amount	Units
Detergent	119	mL / m <sup>2</sup> / yr.
Electricity	0.022	kWh / m <sup>2</sup> / yr.
Finish	0.12	L / m <sup>2</sup> / yr.
Finish remover	0	L / m <sup>2</sup> / yr.
Water	5.8	L / m <sup>2</sup> / yr.

## Industry-Wide EPD

Vinyl Tile – Includes Luxury Vinyl Tile (LVT) and Solid Vinyl Tile (SVT)

According to ISO 14025

---

## Prevention of Structural Damage

Heavy furniture and equipment should be kept off the floor for a minimum of 72 hours after floor installation to allow the adhesive to set. Damage from wheeled vehicles, castered furniture and dollies can be prevented by using proper furniture rests, wheels or casters with suitable widths and diameters for the loads to be carried.

Moisture in subfloors is an important consideration for the successful installation of vinyl tile. To avoid damage from moisture, recommended guidelines in ASTM F 710 Standard Practice for Preparing Concrete Floors to Receive Resilient Flooring and ASTM F 1482 Standard Practice for Installation and Preparation of Panel Type Underlayments to Receive Resilient Flooring should be followed.

## Health Aspects During Usage

The flooring products in this EPD comply with the VOC emissions requirements in the California Department of Public Health (CDPH) Standard Method v1.1 as certified by the FloorScore Certification Program for Indoor Air Quality.

Low VOC cleaning materials are available for use in maintaining vinyl tile.

## End of Life

Based on current best information a small amount of construction waste is incinerated, but for the purposes of this EPD 100% of all flooring removal waste is considered disposed of in a landfill.

## Life Cycle Assessment

A full Life Cycle Assessment has been carried out according to ISO 14040 and 14044, per the Product Category Rule (PCR) for Flooring: Carpet, Resilient, Laminate, Ceramic, Wood, as published by NSF International (2012).

The following life cycle stages are considered:

- Product stage
- Construction stage
- Use stage
- End-of-life stage
- Benefits and loads beyond the product system boundary

The main purpose of EPDs is for use in business-to-business communication. As all EPDs are publicly available via the Program Operator and therefore are accessible to the end consumer, they can also be used in business-to-consumer communication.

## Functional Unit Description

The declaration refers to the functional unit of 1m<sup>2</sup> installed floor covering.

## Cut-off Criteria

At a minimum, all raw materials representing 1% of input mass or greater were included. In order to satisfy the condition that neglected input flows shall be a maximum of 5% mass, material flows with a proportion of less than 1% were also considered so that ultimately, materials below the cut-off criteria accounted for no more than 5% of total

## Industry-Wide EPD

Vinyl Tile – Includes Luxury Vinyl Tile (LVT) and Solid Vinyl Tile (SVT)

According to ISO 14025

input mass. For manufacturing, the water required for steam generation, the utilized thermal energy, the electrical energy, the required packaging materials, and all direct production waste were all included in the analysis.

## Background Data

As a general rule, specific data derived from specific production processes or average data derived from specific production processes are preferred as the basis for calculating LCA results.

For life cycle modeling of the considered products, the GaBi 6 Software System for Life Cycle Engineering, developed by thinkstep AG, has been used to model the product systems considered in this assessment. All relevant background datasets are taken from the GaBi 2014 software database. The datasets from the GaBi database are documented in the online documentation (thinkstep 2015). To ensure comparability of results in the LCA, the basic data of GaBi database were used for energy, transportation and auxiliary materials.

## Data Quality

A variety of tests and checks were performed throughout the project to ensure high quality of the completed LCA. Checks included an extensive review of project-specific LCA models and background data used.

### Temporal Coverage

Foreground data are based on 1 year averaged data between 2010 and 2011. Background datasets are all based on data from the last 10 years (since 2004), with the majority of datasets based on data from 2010 or later.

### Technological Coverage

The raw material inputs in the calculation for this EPD are based on annual total purchases divided by annual production.

Waste, emissions and energy use are based on measured data during the reference year.

### Geographical Coverage

In order to satisfy cut-off criteria, proxy datasets were used as needed for raw material inputs to address lack of data for a specific material or for a specific geographical region. These proxy datasets were chosen for their representativeness of the actual product. For example, a DINP dataset was used to represent all phthalate plasticizers. Likewise, a calcium zinc stearate dataset was used to represent a number of stabilizers. Additionally, European data or global data were used when North American data (for raw materials sourced in the US) were not available.

Industry-Wide EPD

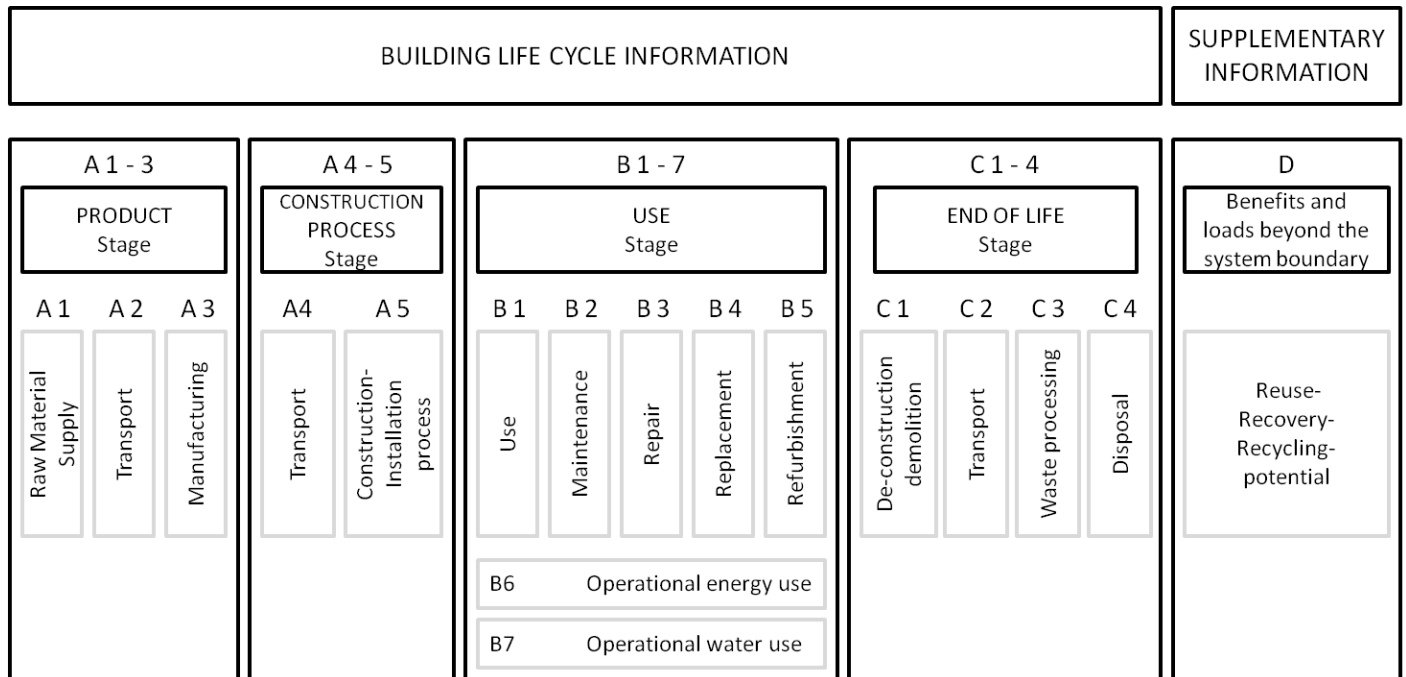
Vinyl Tile – Includes Luxury Vinyl Tile (LVT) and Solid Vinyl Tile (SVT)

According to ISO 14025

System Boundaries

The system boundary of the EPD follows the modular design defined by EN 15804. The following pages describe the modules which are contained within the scope of this study in detail.

Figure 3: LCA System Boundaries



Impacts and aspects related to wastage (i.e. production, transport and waste processing and end-of-life stage of lost waste products and materials) are considered in the module in which the wastage occurs.

## Industry-Wide EPD

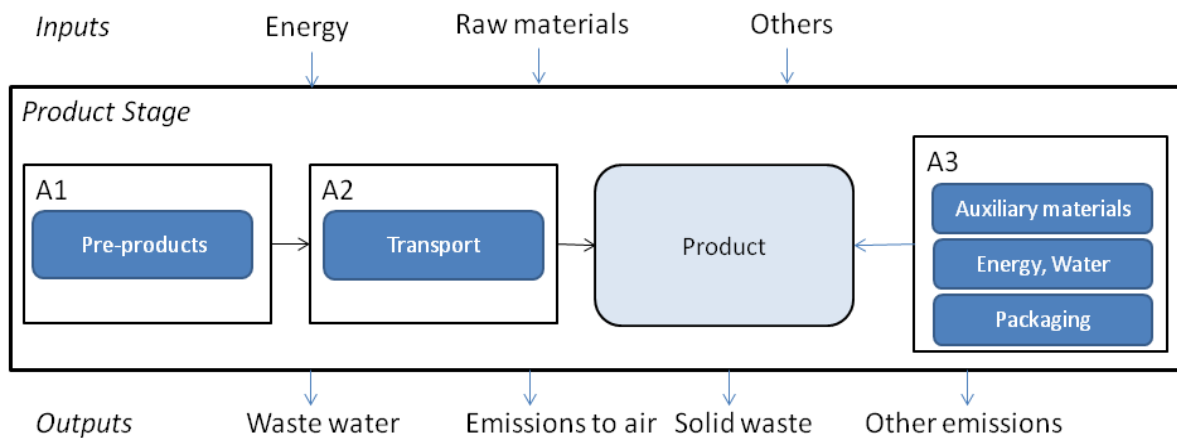
Vinyl Tile – Includes Luxury Vinyl Tile (LVT) and Solid Vinyl Tile (SVT)

According to ISO 14025

## Product Stage

The following flowchart shown in Figure 4 represents the system boundaries for the product stage.

**Figure 4: Schematic representation of the LCA system boundaries of the production stage (Modules A1-A3)**



The product stage is an information module which must be contained in each EPD and includes:

- A1 — raw material extraction and processing, processing of secondary material input (e.g. recycling processes)
- A2 — transport to the manufacturer and
- A3 — manufacturing.

This includes provision of all materials, products and energy, packaging processing and its transport, as well as waste processing up to the end-of waste state or disposal of final residues during the product stage.

Industry-Wide EPD

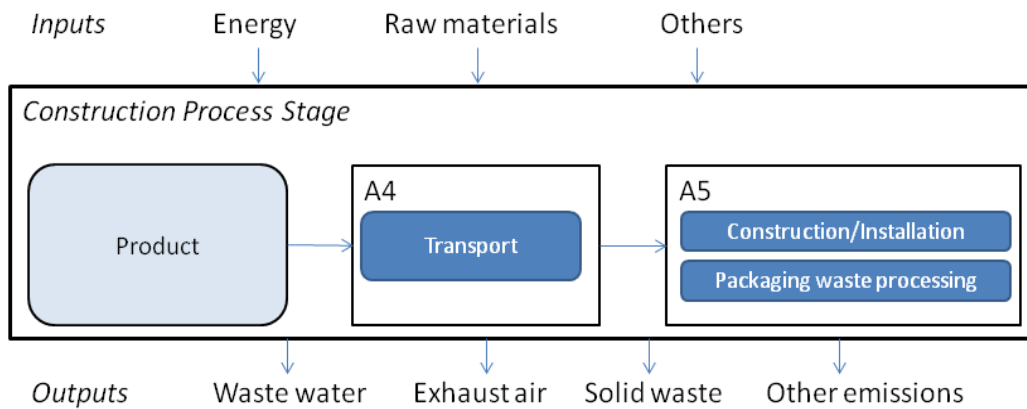
Vinyl Tile – Includes Luxury Vinyl Tile (LVT) and Solid Vinyl Tile (SVT)

According to ISO 14025

Construction Process

The following flowchart shown in Figure 5 represents the system boundaries for the construction stage.

Figure 5: Schematic representation of the LCA system boundaries of the construction stage (Modules A4-A5)



The construction process stage (delivery and installation) comprises:

- A4 — transport to the installation site and
- A5 — installation in the building.

This includes provision of all materials, products and energy, as well as waste processing and disposal of waste created during the installation stage. These information modules also include all impacts and aspects related to any scrap materials generated during the installation.

In this study, transport 500 miles to installation site by truck and flooring installation in the building are included. For products manufactured outside of the US, transport by boat before shipping to installation site was also included.



Industry-Wide EPD

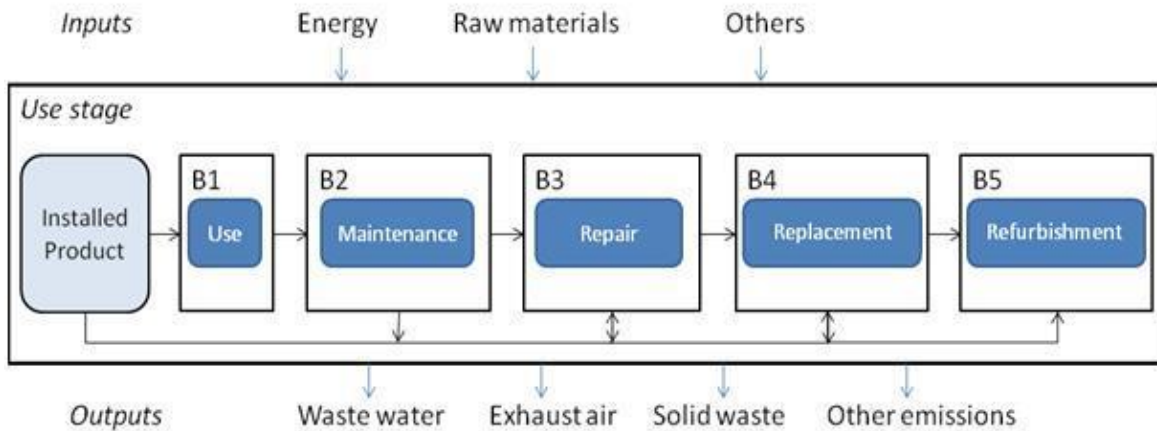
Vinyl Tile – Includes Luxury Vinyl Tile (LVT) and Solid Vinyl Tile (SVT)

According to ISO 14025

Use

The following flowchart shown in Figure 6 represents the system boundaries for the use stage related to the building fabric. The processes B1, B3, and B5 are not relevant for the flooring and therefore not considered in this study.

Figure 6: Schematic representation of the LCA system boundaries of the use stage (Modules B1-B5)



The use stage, related to the building includes:

- B2 — maintenance;
- B4 — replacement;

This includes provision and transport of all materials, products and related energy and water use, as well as waste processing up to the end-of-waste state or disposal of final residues during this part of the use stage. These information modules also include all impacts and aspects related to the losses during this part of the use stage (i.e. production, transport, and waste processing and disposal of the lost products and materials).

In this study the cleaning process (i.e., maintenance) consisting of dust mopping, damp mopping, and spray buffing is considered.

Industry-Wide EPD

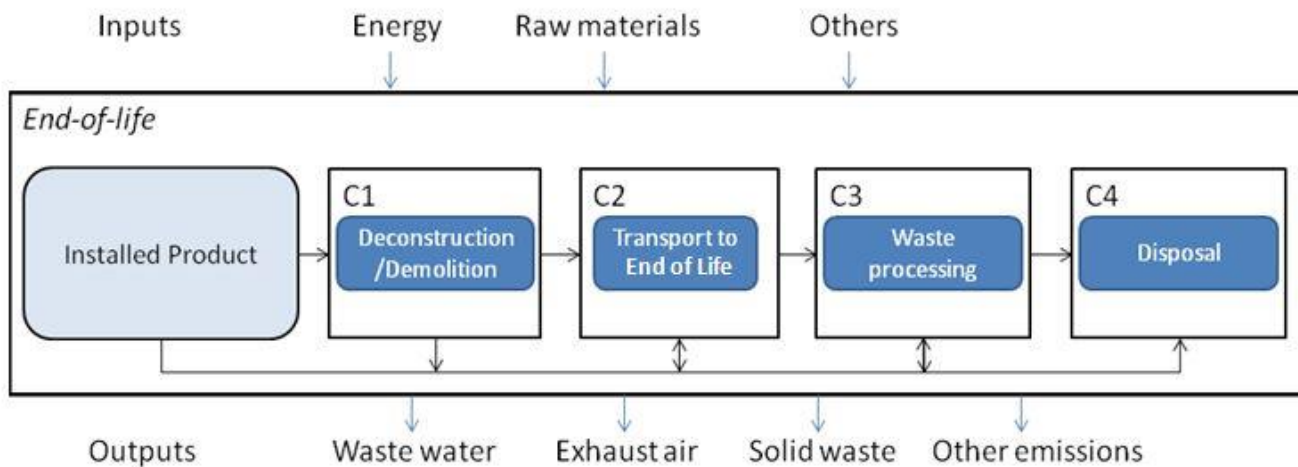
Vinyl Tile – Includes Luxury Vinyl Tile (LVT) and Solid Vinyl Tile (SVT)

According to ISO 14025

End-of-Life

The following flowchart shown in Figure 7 represents the system boundaries for the end-of-life stage:

Figure 7: Schematic representation of the LCA system boundaries of the end-of-life stage (Module C1-C4)



The end-of-life stage starts when the flooring product is removed from the building and does not provide any further function. This stage includes:

- C1 — de-construction, demolition;
- C2 — transport to waste processing;
- C3 — waste processing for reuse, recovery and/or recycling;
- C4 — disposal

This includes provision and all transports, provision of all materials, products and related energy and water use. Materials are assumed transported 20 miles by truck to disposal.

## Industry-Wide EPD

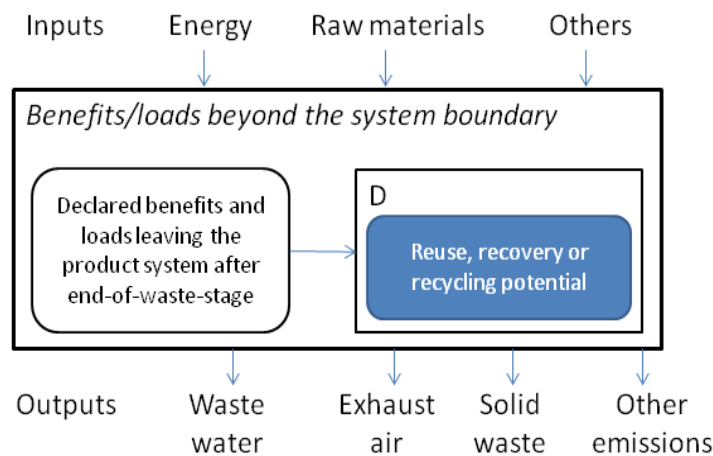
Vinyl Tile – Includes Luxury Vinyl Tile (LVT) and Solid Vinyl Tile (SVT)

According to ISO 14025

### Benefits and Loads beyond the system boundary (Credits)

The flowchart shown in Figure 8 represents the benefits/loads beyond the system boundary. In particular, these credits include the benefit from capturing methane gas at landfills which can be used for electricity generation.

**Figure 8: Schematic representation of the LCA system boundaries of the benefits and loads beyond the product system boundary (Module D)**



This life cycle phase includes credits from all net flows that leave the product system boundary. Since the electricity generated from landfill gas combustion is utilized outside the flooring life cycle, a credit is applied (represented by negative emissions) for the displaced average US electricity grid mix.

### Allocation

#### Co-Product Allocation

No co-product allocation occurs in the product system.

#### Multi-Input Processes Allocation

No multi-input allocation occurs in the product system.

#### Reuse, Recycling, and Recovery Allocation

The cut-off allocation approach is adopted in the case of any post-consumer recycled content, which is assumed to enter the system burden-free. Only environmental impacts from the point of recovery and forward (e.g., collection, sorting, processing, etc.) are considered.

Product and packaging waste is modeled as being disposed in a landfill rather than incinerated or recycled. Plastic and other construction waste is assumed to be inert in landfills so no system expansion or allocation is necessary as landfill gas is not produced. In the case of bio-based packaging waste disposed during installation, landfill gas from the decomposition of this waste is assumed to be collected and used to produce electricity. It is assumed that this recovered energy offsets that are produced by the US average grid.

## Industry-Wide EPD

Vinyl Tile – Includes Luxury Vinyl Tile (LVT) and Solid Vinyl Tile (SVT)

According to ISO 14025

## Results

It is important to note that results reported in the tables below represent an average of the six flooring manufacturers participating in this EPD based on the actual square meters produced by each manufacturer for sale in North America. Caution should be used when comparing the results presented in this EPD to the environmental performance of other vinyl tile products as the thickness of floors will influence the environmental impacts. Although the environmental impacts should be lower for the thinner floors (less raw materials), a thicker floor most often lasts longer, balancing the advantage gained by a thinner floor.

### Life Cycle Inventory Analysis

#### Primary Energy Demand

Total primary energy results for one square meter installed vinyl tile are presented in Tables 3 and 4 for specific energy resources.

**Table 3: Primary energy, non-renewable for all life cycle stages of 1 square meter of vinyl tile for one year**

Non-Renewable Energy Resources	Units	Sourcing / Extraction	Manufacturing	Installation	Use (1-year)	End-of-Life	Total Life Cycle	Percentage of total (%)
Total resources	MJ	134	43.7	9.47	1.57	6.56	196	100%
Crude Oil	MJ	41.3	9.31	4.53	0.313	1.92	57.3	29%
Hard Coal	MJ	9.96	10.2	-0.644	0.21	0.557	20.3	10%
Lignite	MJ	4.36	1.33	0.273	0.023	0.346	6.34	3%
Natural Gas	MJ	71.8	19.2	5.3	0.932	3.4	101	52%
Uranium	MJ	6.94	3.58	0.0071	0.0951	0.333	11	6%

**Table 4: Primary energy, renewable for all life cycle stages of 1 square meter of vinyl tile for one year**

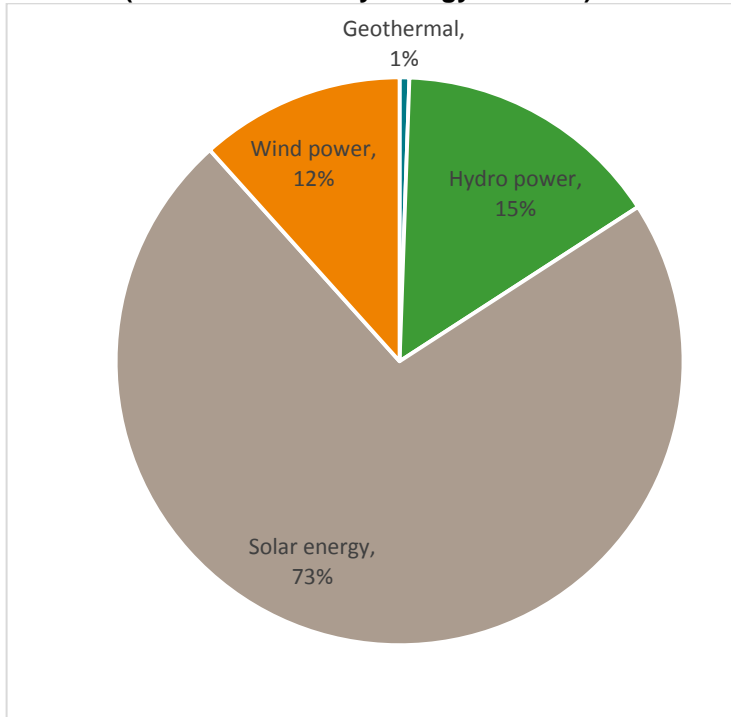
Renewable Energy Resources	Units	Sourcing / Extraction	Manufacturing	Installation	Use (1-year)	End-of-Life	Total Life Cycle	Percentage of total (%)
Total resources	MJ	5.84	8.39	1.54	0.0398	0.322	16.1	100%
Geothermal	MJ	0.0934	0.00256	-0.0125	0.0026	0.00301	0.0891	1%
Hydro power	MJ	1.01	1.39	-0.0117	0.0151	0.0668	2.47	15%
Solar energy	MJ	3.42	6.54	1.52	0.0116	0.186	11.7	73%
Wind power	MJ	1.31	0.456	0.0402	0.0105	0.067	1.88	12%

Industry-Wide EPD

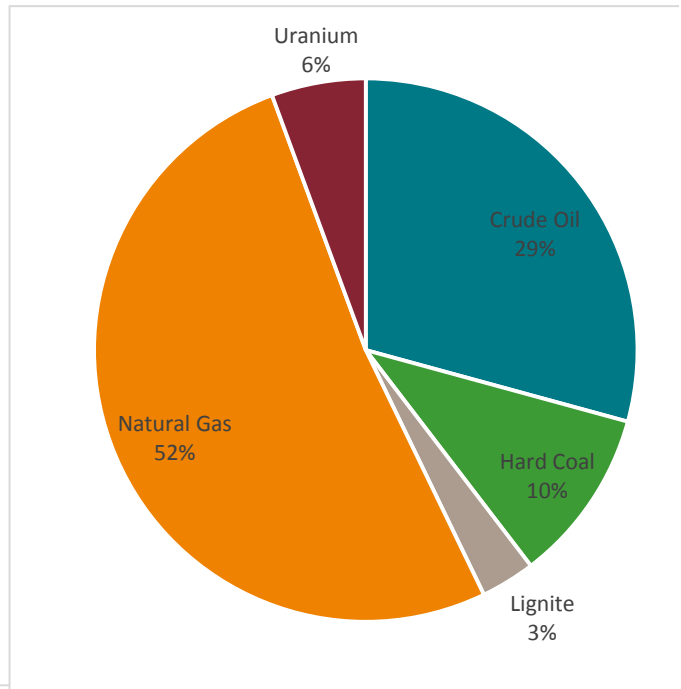
Vinyl Tile – Includes Luxury Vinyl Tile (LVT) and Solid Vinyl Tile (SVT)

According to ISO 14025

**Renewable Primary Energy  
(4% of total Primary Energy Demand)**



**Non-Renewable Primary Energy  
(96% of total Primary Energy Demand)**



**Other Resources and Wastes**

Secondary material and secondary fuel (fossil and renewable) consumption are presented in Table 5.

**Table 5: Other resources and wastes for all life cycle stages of 1 square meter of vinyl tile for one year**

	Units	Sourcing / Extraction	Manufacturing	Installation	Use (1-year)	End-of-Life	Total Life Cycle
<b>Resources</b>							
Non-renewable material	kg	13.1	3	0.633	0.0665	1.59	18.4
Secondary material	kg	0.224	0	0	0	0	0.224
Secondary fuel, fossil	MJ	0.0309	0.00712	0.00354	0.000784	0.00979	0.0521
Secondary fuel, renewable	MJ	0.00291	0.000721	0.00114	8.62E-05	0.00435	0.00921
<b>Wastes</b>							
Hazardous waste	kg	0	0	0	0	0	0
Non-hazardous waste	kg	8.25	3.14	1.08	0.0747	6	18.5
Radioactive waste	kg	0.00274	0.0014	5.01E-06	3.73E-05	0.000131	0.00432



## Industry-Wide EPD

Vinyl Tile – Includes Luxury Vinyl Tile (LVT) and Solid Vinyl Tile (SVT)

According to ISO 14025

## Life Cycle Impact Assessment

CML 2001 - April 2013 impact assessment results for 1-year use and 60-years use are presented in Table 6. Since the RSL for this product is 30 years, it must be produced 2 times in a 60 year period.

**Table 6: Impact assessment results for all life cycle stages of one square meter of vinyl tile for 1-year and 60-year use**

Impact Assessment Method: CML 2001 – April 2013	Units	Sourcing / Extraction	Manufacturing	Installation	Use	End-of-Life	Total Life Cycle
<b>1-year Use</b>							
Acidification Potential	kg SO <sub>2</sub> -eq.	0.0181	0.0103	0.0009	0.000206	0.00138	0.0309
Eutrophication Potential	kg PO <sub>4</sub> <sup>3-</sup> -eq.	0.00236	0.00153	0.00185	6.93E-05	0.00149	0.0073
Global Warming Potential	kg CO <sub>2</sub> -eq.	5.74	2.95	1.85	0.0791	0.436	11
Ozone Depletion Potential	kg R11-eq.	4.06E-10	1.31E-08	-1.77E-11	9.63E-12	2.28E-11	1.35E-08
Photochem. Oxidant Formation Potential	kg Ethene-eq.	0.00413	0.00107	0.000604	3.94E-05	0.000167	0.00602
Abiotic Depletion, Elements	kg Sb-eq.	2.93E-05	4.50E-07	2.26E-07	7.47E-08	8.41E-08	3.01E-05
Abiotic Depletion, Fossil	MJ	127	40	9.46	1.48	6.23	185
<b>60-years Use</b>							
Acidification Potential	kg SO <sub>2</sub> -eq.	0.0363	0.0206	0.0018	0.0123	0.00275	0.0738
Eutrophication Potential	kg PO <sub>4</sub> <sup>3-</sup> -eq.	0.00472	0.00305	0.00371	0.00416	0.00298	0.0186
Global Warming Potential	kg CO <sub>2</sub> -eq.	11.5	5.89	3.69	4.75	0.872	26.7
Ozone Depletion Potential	kg R11-eq.	8.11E-10	2.63E-08	-3.54E-11	5.78E-10	4.56E-11	2.77E-08
Photochem. Oxidant Formation Potential	kg Ethene-eq.	0.00826	0.00215	0.00121	0.00237	0.000334	0.0143
Abiotic Depletion, Elements	kg Sb-eq.	5.86E-05	9.00E-07	4.51E-07	4.48E-06	1.68E-07	6.46E-05
Abiotic Depletion, Fossil	MJ	255	80	18.9	88.7	12.5	455

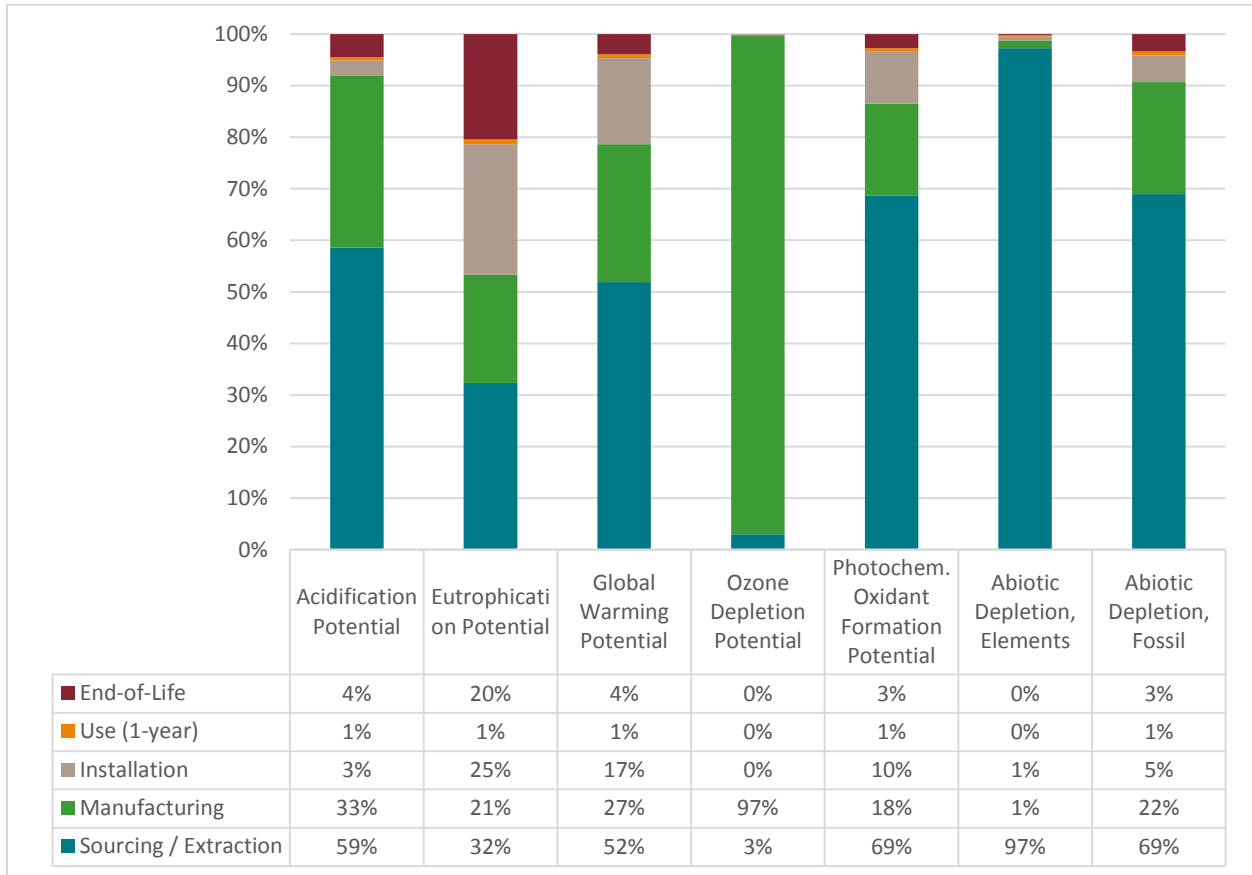
The impact assessment results are calculated using characterization factors published by the University of Leiden's CML 2001 – April 2013 as well as the US EPA's Tool for the Reduction and Assessment of Chemical and Other Environmental Impacts (TRACI) version 2.1.

Industry-Wide EPD

Vinyl Tile – Includes Luxury Vinyl Tile (LVT) and Solid Vinyl Tile (SVT)

According to ISO 14025

Figure 9: CML 2001 – April 2013 impact assessment results for 1-year use

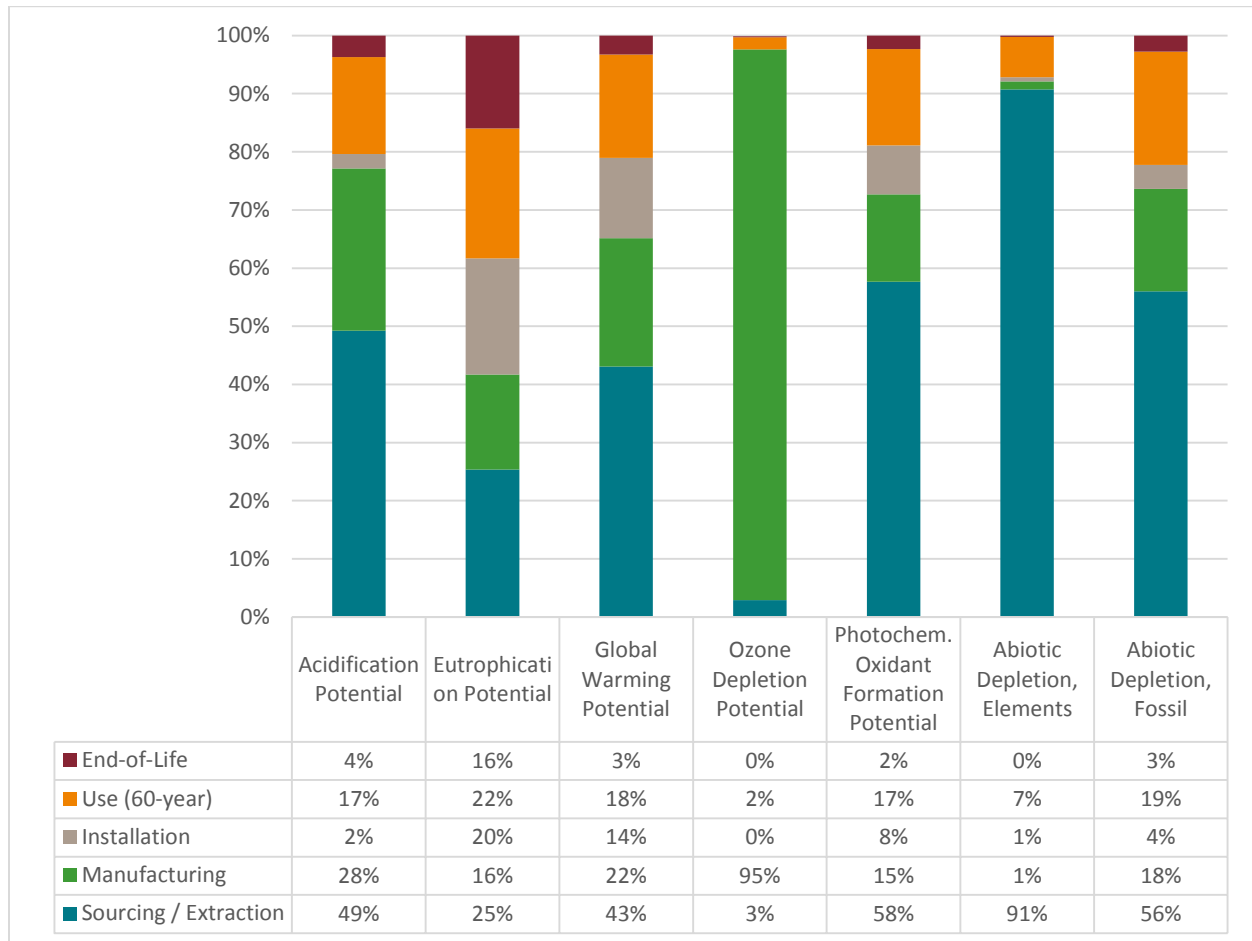


Industry-Wide EPD

Vinyl Tile – Includes Luxury Vinyl Tile (LVT) and Solid Vinyl Tile (SVT)

According to ISO 14025

Figure 10: CML 2001 – April 2013 impact assessment results for 60-years use





## Industry-Wide EPD

Vinyl Tile – Includes Luxury Vinyl Tile (LVT) and Solid Vinyl Tile (SVT)

According to ISO 14025

**Table 7: CML 2001 – April 2013 and TRACI 2.1 impact assessment results for 1 square meter of vinyl tile - cumulative impacts after 1-year and 60-years**

Impact Assessment Method: CML 2001 – April 2013			
Impact Category	Units	1-year	60-years
Acidification Potential	kg SO <sub>2</sub> -eq.	0.0309	0.0738
Eutrophication Potential	kg PO <sub>4</sub> <sup>3-</sup> -eq.	0.0073	0.0186
Global Warming Potential	kg CO <sub>2</sub> -eq.	11	26.7
Ozone Depletion Potential	kg R11-eq.	1.35E-08	2.77E-08
Photochem. Oxidant Formation Potential	kg Ethene-eq.	0.00602	0.0143
Abiotic Depletion, Elements	kg Sb-eq.	3.01E-05	6.46E-05
Abiotic Depletion, Fossil	MJ	185	455
Impact Assessment Method: TRACI 2.1			
Impact Category	Units	1-year	60-years
Acidification Potential	kg SO <sub>2</sub> -eq.	0.0349	0.0844
Eutrophication Potential	kg N-eq.	0.00412	0.015
Global Warming Potential	kg CO <sub>2</sub> -eq.	11	26.7
Ozone Depletion Potential	kg CFC11-eq.	1.64E-08	3.33E-08
Smog Formation Potential	kg O <sub>3</sub> -eq	0.624	1.41

## Interpretation

When considering a 60 year product life, raw materials production and recommended maintenance are the two largest contributors in each impact category considered. The production of raw materials represents a substantial fraction of the life cycle impacts, even over the life of a building. The impacts associated with flooring maintenance add up over time, and are relevant contributors to the life cycle.

## Industry-Wide EPD

Vinyl Tile – Includes Luxury Vinyl Tile (LVT) and Solid Vinyl Tile (SVT)

According to ISO 14025

## References

---

thinkstep 2015	GaBi 6 dataset documentation for the software-system and databases, LBP, University of Stuttgart and thinkstep AG, Leinfelden-Echterdingen, 2012 ( <a href="http://documentation.gabi-software.com/">http://documentation.gabi-software.com/</a> )
EN 15804	EN 15804:2010-08 Sustainability of construction works -Environmental Product Declarations - Core rules for the product category of construction products
ISO 14025	ISO 14025:2011-10 Environmental labels and declarations - Type III environmental declarations - Principles and procedures
ISO 14040	ISO 14040:2009-11 Environmental management - Life cycle assessment - Principles and framework
ISO 14044	ISO 14044:2006-10 Environmental management - Life cycle assessment - Requirements and guidelines
NSF PCR 2012	NSF Product Category Rule for Flooring: Carpet, Resilient, Laminate, Ceramic, Wood

This LCA was conducted and EPD prepared by:



thinkstep